

# Annual Report 2023-2024




**Burnett  
Foundation  
Aotearoa**



# Annual Report

For the year ended 30 June 2024

<b>Contents</b>	<b>Page</b>
A word from our leadership	<b>2</b>
Highlights	<b>6</b>
Statement of Service Performance	<b>13</b>
Supporters	<b>20</b>
Entity Information	<b>21</b>
Statement of Responsibility	<b>22</b>
Financial Statements for year ended 30 June 2024	<b>23</b>
Statement of Comprehensive Revenue and Expense	<b>24</b>
Statement of Changes in Net Assets/Equity	<b>25</b>
Statement of Financial Position	<b>26</b>
Statement of Cash Flows	<b>27</b>
Notes to the Financial Statements	<b>28</b>
Independent Auditor's Report	<b>39</b>



# A word from our leadership

Kia ora koutou,

This year has been a very successful one for the Foundation, having taken some big strides towards our vision of an Aotearoa with zero HIV transmission, where all people living with HIV thrive, and rainbow and takatāpui communities enjoy great sexual health. We have plenty to celebrate as well as renewed focus areas across our workstreams to ensure the impact of our work reaches our communities who need it most

## HIV Action Plan

We are grateful that the government continues to support the HIV Action Plan, which has seen bipartisan support over many years. The plan commits an additional 22.6 million dollars over five years towards helping Aotearoa make history by becoming the first country in the world with no new HIV transmissions. The National HIV Action Plan has a goal for both local transmissions and AIDS-related deaths to be zero by 2030 as well as ensuring that people living with HIV have healthy lives free from stigma and discrimination. We will continue our work in maintaining the HIV epidemic as a public health priority.

## SPOTS study data insights

The latest data from the Sex and Prevention of Transmission Study (SPOTS) team highlights the significant progress in HIV testing behaviour and combination prevention coverage. The survey found that 42.9% of HIV negative or unknown status MSM having anal sex with casual partners are on PrEP. This alongside the increased testing, including the use of HIV self-tests, amongst MSM, shows that our work in promoting testing, distribution of HIV and STI self-tests, and condoms, as well as PrEP promotion, is having an effect.

The data also highlighted some key focus areas for our work. These include inequities in recent STI testing amongst participants in areas with a lack of healthcare access, or being in environments that are not safe to express their sexuality. There were also inequities in HIV testing amongst Māori, non-binary people, and people with intersectional marginalisation across different groups. Our teams will focus on these, and other inequities highlighted in the reports, and work with the community, health sector and our HIV sector partners to target these as we move forward in the response.

## Rautaki Māori

Work continues to implement our Rautaki Māori (Māori Strategy). In the reporting year, we appointed a Pou Whakahaere Māori to lead and support the implementation of this strategy and build our organisational-wide understanding of Te Ao Māori within our work.

We are proud to say that a total of 28 current staff and board members have completed Te Kaa, a 6-day Māori cultural competency programme that encompasses aspects such as te reo Māori, Te Ao Māori, Te Tiriti o Waitangi, and engagement processes.

Our in-house Te Ara ki tua survey assessing staff knowledge and confidence of Te Ao Māori showed increased understanding in treaty understanding, te reo Māori, and engagement with Māori. There were also some decreases in confidence in areas including Te Ao Māori and tikanga. We intend to analyse these changes and work to further build on the successes as well as continue to build our organisational capacity in other areas.

Our voluntary steering group of Māori staff – Te Ohu Kaimahi Māori – has worked collaboratively to review our projects across our organisation through a Te Ao Māori lens, offering areas for improvement and change within the context of our Rautaki Māori, Te Tiriti o Waitangi, and unique lived experiences as takatāpui peoples.

## Mpox

A big part of our advocacy focus for mpox was pushing for approval for the mpox vaccine, to help protect our communities against another outbreak. Advertising the vaccine was made more challenging by the legislative constraints of not being able to promote a non-approved vaccine. Only 12% of gay and bisexual men in Aotearoa New Zealand have received a single dose, and 4% have received the recommended two doses. We have been working to increase access to the vaccine for those eligible, alongside Te Whatu Ora and sexual health clinics across the country.

With the recent news of the vaccine approval, our work in the coming year will focus on advertising the vaccine to those who are eligible and helping our communities protect themselves against future outbreaks.

There will also be continued advocacy work to ensure that sexual health services are adequately funded to support an effective roll-out of the vaccine while juggling their busy day-to-day service demand.





### **The first year under the new strategy**

In 2023 we expanded our remit to include sexual health for all rainbow and takatāpui communities.

This year we completed one of the first steps in that journey, a literature review and sector mapping to understand rainbow and takatāpui sexual health needs and gaps. This understanding will help inform our future offerings and work, ensuring we are committing time and resources to the areas where we can be most effective.

We have also expanded the eligibility for HIV & STI self-testing services to include all rainbow communities. We are now working towards expanding access to counselling services and in-person testing services, in the coming year.

Another success was expanding the criteria for our sponsorship programme and Hononga Takatāpui to all rainbow and takatāpui communities. Expanding this programme has allowed us to create relationships with even more community groups and individuals.

We funded and partnered with over 40 kaupapa through our community partnership programme. These projects included a documentary series, local pride events, educational hui at university campuses, and community parties.

Our Hononga Takatāpui programme, a fund for kaupapa that supports takatāpui (rainbow Māori) communities funded over 10 unique initiatives, including theatre shows, wānanga, a festival, and artist residencies.

In the coming year communities can expect our services, partnerships and offerings to better reflect and support our wider rainbow and takatāpui communities. We are still at the beginning of this new journey, but the Foundation is very excited about where we are going next.

### **Financial Sustainability**

Financial sustainability remains an ongoing focus for the Foundation.

We are continuing to grow our fundraising programme to diversify our revenue sources. Our Sweat with Pride peer-to-peer fundraiser had a record number of fundraisers and funds raised in 2024.

In the coming year, we expect this to grow further with the launch of a gift in wills programme and a new peer-to-peer event Pride Unleashed.

We continue to explore opportunities to diversify income beyond fundraising, including through the expansion of our services.



### New Board members

A governance update, after over six years of dedicated service and outstanding leadership, Sam Humphrey stepped down from his role as Chair and finalised his role as Special Trust Advisor until May this year.

We thank Sam for his visionary leadership, unwavering dedication and steadfast commitment to the Foundation and our work. Sam leaves behind an indelible legacy of excellence and achievement. We'd like to wish Sam all the best in his future endeavours.

Jim Stuart-Black has been elected as the new Chair, while Pat Mitchell will continue in the role of Deputy Chair.

Originally from the UK, Jim has spent the last 20 years living and working in Pōneke / Wellington, contributing his expertise to various roles within the public service, humanitarian sector, and emergency services. He is currently serving as the chief advisor for strategy, governance, and capability development.

Jim considers it a great honour to support the Foundation's crucial work. As someone who has benefited from the Foundation's services for many years, he is deeply committed to enhancing and promoting access to our services and programmes.

We're also thrilled to announce that the Board has appointed Rachel Devine as our newest Trustee. Rachel brings her incredible background in Governance and Law to the Foundation, as well as a deeply personal relationship with our rainbow communities. Rachel's openness and empathy shone through during our interviews, and we're excited to see the impact she will bring to our work as we help drive the vision of the Foundation forward.

All other board members have been appointed for a second term.

**In closing, we hope you enjoy celebrating the achievements and highlights in the pages which follow. We are extremely proud of the work we have achieved on the new vision so far and are excited to keep building on this momentum.**



**Joe Rich**  
Chief Executive



**James (Jim) Stuart-Black MNZM**  
Chair of the Board



## Big Gay Out

It was another iconic Big Gay Out in Tāmaki Makaurau Auckland, bringing together our diverse rainbow communities for a fun-filled day in the sun.

We are very proud to be able to hold this space for artists, makers, community organisations, and advocates to unite and celebrate. While also delivering our key messages to the community using the mainstage big screens and signage around the festival.

It is also an important opportunity for advocacy. We hosted the Prime Minister and National Party, Labour Party, Green Party and Te Pati Maori, where key advocacy issues were discussed on the main stage. This year we asked the politicians questions on the funding of the HIV Action Plan, raising awareness and addressing stigma and discrimination, and broader support for rainbow, takatāpui and trans communities.

**Approx 10,000 Attendees**

**40% of attendees said it was their first year attending.**

**Partnered with Durex to distribute 10,000 free condoms**

**HIV and STI Testing on-site**





# Sweat with Pride

The biggest year to date for our annual peer-to-peer fundraiser. There were a record number of participants, and funds raised in 2024.

**4,348 participants**

**\$779,822 raised**

The proceeds from this event help fund services we provide for our communities and allow us to expand our offering beyond what is funded by the Government, such as STI home tests and advocacy work.

# Don't Ride Distracted

Our campaign celebrating the importance of knowing your HIV status and increasing awareness of self-testing for HIV.

**4,309,284 digital impressions**

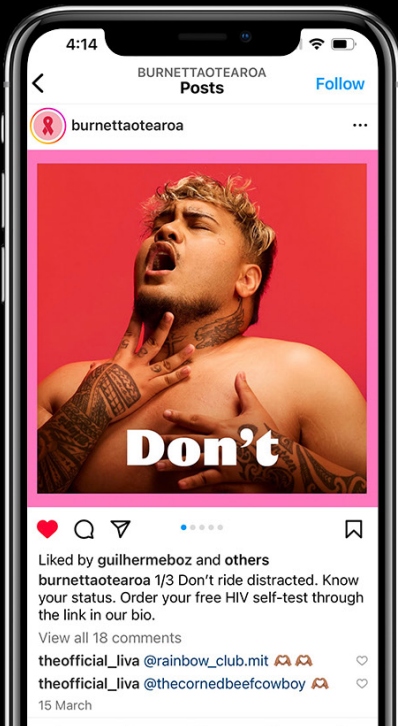
**Te reo Māori, Spanish, and Mandarin versions of the digital and poster placements**

Post campaign survey:

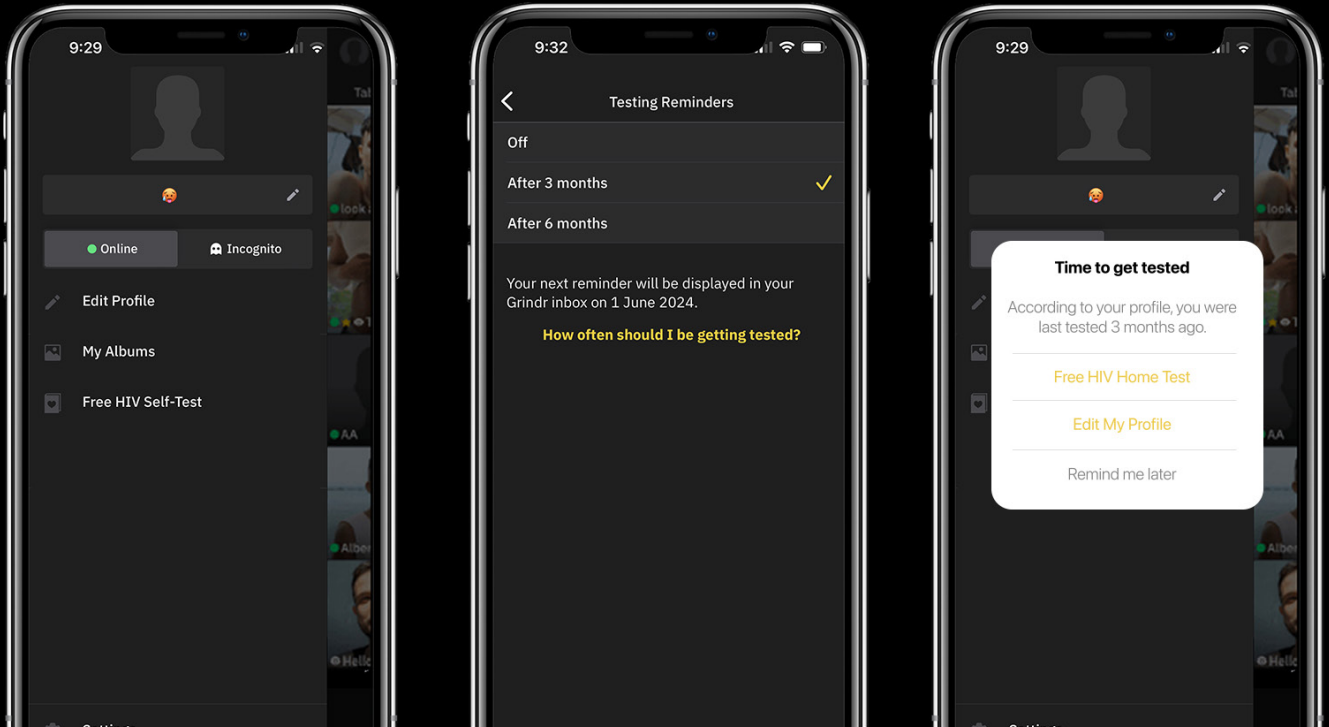
**52% of the community saw the campaign**

**94% rated the campaign 'OK', 'Good' or 'Loved'**

**40% of respondents who were previously unaware of HIV self-testing became aware as a result of the campaign**







## Grindr Partnership

We partnered with Grindr to become one of the first countries in the world to offer in-app HIV self-test ordering. Users in New Zealand can now order an HIV self-test within the Grindr app, with the Foundation fulfilling the orders.

## PrEP and PEP Workforce Education Roadshow

The Foundation partnered with the New Zealand Sexual Health Society (NZSHS) to deliver educational sessions nationwide to upskill the clinical workforce on prescribing PrEP and PEP. Feedback was overwhelmingly positive, with several attendees highlighting the effectiveness of in-person training.

**282 clinicians (GPs, Nurse Practitioners, and Nurse Prescribers) attended**

**2/3 of the attendees were based in regional parts of New Zealand**

An online webinar was created and is available on our website

Every participant received updated guidelines and algorithms for prescribing PrEP and PEP, developed by Burnett Foundation Aotearoa and NZSHS



## Don't Be a Dick Getting Dick

We developed a campaign combatting HIV stigma, specifically the micro-aggression of asking if someone is “clean” when referring to their HIV status.

The campaign was a viral animation and song to help communities better understand how they may be perpetuating HIV stigma.

Instagram reach:

**17,915 on 15” video**

**21,599 on 30” video**

**3.62% click-through rate on Grindr large banner** (80-140% higher engagement than industry standard)

**157 combined radio ads with an earned media adlib to deliver the message**

## PrEP Symposium

Burnett Foundation Aotearoa held a national PrEP symposium with stakeholders across the sector to map out a path forward and discuss the next advocacy steps. There was strong interest in exploring what role pharmacists could play in prescribing both PrEP and PEP, as well as possible peer-clinician hybrid models which would allow PrEP to be prescribed in the community.

Other areas of interest were a national telehealth PrEP and PEP service, as well as advocacy to the Minister of Health that would enable funded access to PrEP for temporary migrants. Advocacy and work towards advancing these ideas are now underway.



# Expanded counselling services

We expanded our 1-1 and group counselling services to provide more tailored support to our clients and help meet their specific needs.

Leveraged our Spanish-speaking contract counsellors to support Spanish-speaking clients. We are exploring opportunities to offer counselling in other languages to better serve our diverse communities.

Engaged a skilled contract counsellor in Otautahi Christchurch with a background in Māori, Whakawahine and addiction.

To support clients who prefer female counsellors, we now have three female-identifying contract counsellors.

Offered our first tri-regional Empowering Yourself, group counselling programme, offering across our three main centres following the successful recruitment of four new facilitators from our community.

## Testing

We have intensified our focus on strengthening relationships with key stakeholders, such as sex-on-site venues, to provide outreach rapid HIV, syphilis and other STI testing. Additionally, we are forging new partnerships with universities nationwide to provide our testing services on campus.

### Client feedback:

**“Thanks for continuing to provide such a safe space to get tested. I appreciate the inclusive and non-judgemental environment. The team are so kind always genuine in their care for us.”**

**“The session was non judgemental and incredibly patient, especially for someone like me who really just went in to go through the testing process in preparation for when I do choose to become sexually active.”**

**“I was apprehensive but the staff were both welcoming and chilled so it wasn't overwhelming. The ability to book and get priority service when I arrived was great”**

**“Always great! Focusing on the mental health of those who may receive a positive result is so important and great.”**

# Advocacy

We continue to work hard to advocate for healthy public policy, around the rights and health needs of people living with HIV, issues affecting our core communities and the wider sexual health sector.

## Some key highlights include:

- Meeting with the Associate Minister of Health Matt Doocey at the Beehive in Wellington and delivering briefings to him on three key issues: access to PrEP for temporary migrants, the need for national home self-testing/ self-sampling for STIs, and the mpox response.
- Working with NZ Police and the Ministry of Justice to facilitate better support to rainbow communities nationally and ensure appropriate training and referral mechanisms are set up for when violence and hate crimes against rainbow communities occur.
- Writing to PHARMAC to support the funding of Dovato, the first single-tablet combination regimen available in Aotearoa New Zealand. It is anticipated that about 900 people living with HIV will move to this treatment from other funded options in the first year.
- Delivering a Briefing to the Incoming Parliament. This provided all MPs with an overview of who the Foundation is and Aotearoa New Zealand's HIV and STI epidemiology. It also outlined what we think is needed to reach the goals of the National HIV Action Plan and to eliminate new local HIV transmissions by 2030. We provided recommendations to MPs on how they could support the Foundation to become HIV History Makers by achieving this.

**13 submissions on public policy**

**2 National HIV Forums hosted**

**29 Presentations and 10 published reports**



# ‘Community Conversation’ forums

‘Community Conversations’ with people living with HIV in Aotearoa New Zealand in Auckland, Tauranga, Wellington, Christchurch, and Dunedin.

Participants were asked questions about their experiences of currently available support services, what was going well, and what could be improved. The general health and wellbeing of community members and how they navigate these services were discussed. Advice was also sought on what needs the community saw as remaining or unmet, what ideal services would be available that could help to meet these needs, and what services could have been helpful for them when they were newly diagnosed.

An online survey was provided as an alternative option for people living with HIV who either preferred to provide input online or who lived elsewhere in Aotearoa New Zealand and could not make it to an in-person session.

**33 people living with HIV participated in the discussions**

**18 responses from an online survey**

**Some of the key themes from the conversations included:**

- (Healthcare) workforce development and education should be a priority
- Convenience is one of the most important factors for facilitating access to services
- The need for specificity: “One size does not fit all”
- Community connection: “The main poverty affecting the world is loneliness”
- Regional disparities in access to services
- Inconsistent experiences of Peer Support
- Ongoing stigma and discrimination remain an issue
- Need for more holistic services
- The need for socioeconomic support

The next steps following these conversations include developing a resource for newly diagnosed people living with HIV, standardised peer support training, and our Policy & Science team will be focusing on criminalisation as a key part of their work.



- 1 2 Look out for the key to see which focus areas different pieces of work relate to.
- 3 4

# Statement of Service Performance

For the Year Ended 30 June 2024

In compiling this Statement of Service Performance report, Management has made judgements in relation to which outcomes and outputs best reflect the achievement of our performance toward the organisation’s vision.

The Foundation delivers targeted outputs in accordance with its Strategic Plan and budget. These outputs are designed to achieve the outcomes that will enable the Foundation to achieve its vision of “An Aotearoa with zero HIV transmission, where people living with HIV thrive, and rainbow and takatāpui communities enjoy great sexual health”. The outputs cut across the four focus areas of the Strategic Plan 2023- 2028.



**Focus area one:** Prevention, early detection and treatment of HIV and STIs



**Focus area two:** Support people living with HIV



**Focus area three:** Great sexual and reproductive health for rainbow people and takatāpui



**Focus area four:** Sustainable organisation success

# Condom Distribution



We distribute condom and lubricant packages through community venues, such as bars and venues, as well as through online orders for home delivery.

	FY2023/24	FY2022/23
Condoms acquired for distribution	663,000	790,000
Condom fit kits distributed	600	2,957
<b>Percentage of online condom orders by the following ethnicities (of those who provided ethnicity data):</b>		
Māori	16.4%	16.4%
Pacific	6.8%	6.4%





# Testing Services



We provide in-person testing at our community centres as well as home self-testing kits for HIV and STIs. We also collaborate with venues, educational institutions, and LGBTQI events to provide outreach services.

	FY2023/24	FY2022/23
Number of HIV tests provided	7,690	6,548
<b>Percentage of HIV tests provided to the following ethnicities (of those who provided ethnicity data):</b>		
Māori	9.3%	8.5%
Pacific	4.6%	4.3%
Number of STI tests provided	2,938	3,464



# Support Services



We provide both face-to-face and virtual 1:1 counselling across New Zealand. In 2023, we launched a 8-week ‘Empowering Yourself’ group based on Acceptance and Commitment Therapy (ACT). Additionally, we continue to collaborate with the NZ Drug Foundation to deliver the ReWired program, supporting gay and bisexual men who wish to change their relationship with methamphetamine.

	FY2023/24	FY2022/23
<b>Number of counselling sessions provided</b>	<b>788</b>	<b>683</b>
<b>Number of participants in group programmes:</b>		
Rewired	27	35
Empowering Yourself	16	21



# Behaviour-Change Marketing



Digital media is a key tool in our behaviour change work and in sharing important information with our communities. We use various platforms, leveraging both paid and organic reach, to deliver clear, informative, and engaging content designed to promote health behaviour, reduce stigma and help communities find accessible services.

	FY2023/24	FY2022/23
<b>Social media:</b>		
<b>New followers</b>		
Facebook	717	668
<b>Posts</b>		
Facebook	101	91
Instagram	124	190
<b>People reached</b>		
Facebook	1,500,000	1,153,910
Instagram	473,100	430,175
Tiktok	410,714	929,408
<b>Number of unique visitors to website</b>	<b>653,976</b>	<b>1,077,172</b>
<b>Website traffic to online tools:</b>		
STI notification	1,734	1,479
Testing frequency	912	1,798
HIV risk estimator	14,855	1,798
PrEP map	2,822	10,648
Mpox risk	N/A - no longer using the tool	33,712



# Health Workforce Education



We develop and deliver educational modules and events designed to equip clinicians and primary care professionals with the knowledge and skills needed to provide culturally competent care. Our training focuses on topics such as appropriate prescribing of PrEP, effective management of STIs, and key considerations when engaging with our communities.

	FY2023/24	FY2022/23
Number of people completing online learning modules	290	332
Number of people attending in-person health workforce education	627	650
Proportion of evaluation survey respondents who 'agree or 'strongly agree that the education was useful.	97%	99%

# Research and Advocacy



We advocate for healthy public policy, quality services for our communities, and the rights and health needs of people living with HIV.

	FY2023/24	FY2022/23
Number of submissions on public policy	13	6
Number of National HIV Forums hosted	2	2
Number of presentations or published articles	29 presentations 10 reports	9 presentations 13 reports
Research funding distributed	\$75,000	\$75,000
Number of media mentions related to our work	96	94

# Environmental Sustainability



	FY2023/24	FY2022/23
Total CO2e emissions from operations and staff commuting to work	87.0 tCO2e	72.1 tCO2e
Total CO2e emissions offset	32.49 tCO2e	19.9 tCO2e

Emissions from transportation and electricity use are calculated using the ACE 2019 emissions calculator from Catalyst. Big Gay Out event emissions are calculated by Toitū. Increase in emissions in FY2023/24 primarily due to increase in air travel and in-person conference attendance post-Covid.

Sweat with Pride and Big Gay Out events were reported in 2023 but not 2024 as no longer considered material to the Statement of Service Performance.

# Ngā mihi

We are grateful for the generosity of our financial supporters. Hundreds of individual Kiwis and organisations donate, partner on events and issue grants to help ensure we continue to make the most impact.

First and foremost a big thank you to the generous individuals who have given and raised money for our work. You are a vital part of our community – it’s with your support that we will end HIV transmission and stigma in Aotearoa.

## Granting bodies and major funders:



## Partners:



# Entity information

## Board of Trustees

### Sam Humphrey

Chair of the Board & Trustee (to February 2024)

### James (Jim) Stuart-Black MNZM

Chair of the Board (from February 2024)

### Patricia Mitchell

Deputy Chair

### James Boulton

Trustee

### Dr Edward Coughlan

Trustee

### Rachel Devine

Trustee (from April 2024)

### Ian Kaihe-Wetting

Trustee

### Jordon Robertson

Trustee

## Executive Leadership

### Joe Rich

Chief Executive

### Mistral Carson

Head of Finance & Administration (until January 2024)

### Jo Fagan

Head of Finance & Administration (from January 2024)

### Mickey Power

Head of Marketing, Communications & Fundraising

### Alex Anderson

Head of Services & Outreach (until April 2024)

### Rodrigo Olin German

Head of Services & Outreach (from April 2024)

### Brooke Hollingshead

Head of Policy & Science

### Benjamin Doyle

Pou Whakarehe Māori (from September 2023)

## Burnett Foundation Aotearoa

### Formerly

New Zealand AIDS Foundation

### Nature of Business

Registered Charity

### Registered Office

31 Hargreaves St., St Marys Bay, Auckland 1011

### Postal Address

PO Box 6663, Victoria Street West, Auckland 1142

### Telephone

0800 802 437

### Charities Registration No.

CC22230

### Date of Incorporation

18 March 1985

### Auditors

RSM Hayes Audit

### Accountants

BDO

### Solicitors

Bell Gully

Effective 10 February 2024 Jim Stuart-Black MNZM was elected as Board Chair for a 12-month term and Patricia Mitchell was re-elected as Board Deputy Chair for 12-month term.

Effective 27 February 2024 Sam Humphrey retired as Trustee/ Board Member and was appointed as voluntary Special Trust Adviser from 27 February 2024 to 27 May 2024.

Effective 4 April 2024 Rachel Devine was appointed as Trustee/ Board member for a two-year term

# Statement of Responsibility

Burnett Foundation Aotearoa for year ended 30 June 2024

The Board is responsible for the maintenance of adequate accounting records and the preparation and integrity of the financial report, which includes the financial statements, statement of service performance and related information. The independent external auditors, RSM Hayes Audit, have audited the financial report and their report appears from page 39.

The Board is also responsible for the systems of internal control. These are designed to provide reasonable but not absolute assurance as to the reliability of the financial report, and to adequately safeguard, verify and maintain accountability for assets, and to prevent and detect material misstatements. Appropriate systems of internal control have been employed to ensure that all transactions have been executed in accordance with authority and correctly processed and accounted for in the financial records. The systems are implemented and monitored by suitably trained personnel with an appropriate segregation of authority and duties. Nothing has come to the attention of the Board to indicate that any material breakdown in the functioning of these controls, procedures and systems has occurred during the year end under review.

The financial report is prepared on a going concern basis. Nothing has come to the attention of the Board to indicate that the Foundation will not remain a going concern in the foreseeable future.

In the opinion of the Board:

- The statement of comprehensive revenue and expense is drawn up so as to present fairly, in all material respects, the surplus/(deficit) of the Foundation for the financial year ended 30 June 2024;
- The statement of financial position is drawn up so as to present, in all material respects, the financial position of the Foundation as at 30 June 2024;
- The statement of cash flows is drawn up so as to present fairly, in all material respects, the cash flows of the Foundation for the financial year ended 30 June 2024;
- The statement of service performance is drawn up so as to present fairly, in all material respects, the service performance for the year ended 30 June 2024 in accordance with the entity's service performance criteria.
- There are reasonable grounds to believe that the Foundation will be able to pay its debts as and when they fall due.

For and behalf of  
the Board



Jim Stuart-Black MNZM  
Chair

5 Dec 2024

Date

*Patricia Mitchell*

Patricia Mitchell  
Deputy Board Chair

5 Dec 2024

Date

# Financial Statements

Burnett Foundation Aotearoa  
for year ended 30 June 2024



## Statement of Comprehensive Revenue and Expense

Burnett Foundation Aotearoa for year ended 30 June 2024

	Notes	2024	2023
		\$	\$
<b>Revenue from exchange transactions</b>			
Fundraising Events		55,469	108,621
Other Income		172,173	184,687
Interest income		94,981	37,113
		<u>322,623</u>	<u>330,421</u>
<b>Revenue from non-exchange transactions</b>			
Te Whatu Ora Health NZ		5,657,936	4,755,330
Grants – Operating		92,000	115,221
Fundraising Events		1,060,903	900,747
Donations / Bequests		647,482	614,585
Funding from Pharmac		101,310	79,620
Other Income		1,512	909
		<u>7,561,143</u>	<u>6,466,413</u>
<b>Total Revenue</b>		<b><u>7,883,767</u></b>	<b><u>6,796,834</u></b>
Office Resourcing	7	356,226	343,468
Board Expenses		38,285	51,380
Communications, Fundraising & Events		1,100,975	1,144,380
Depreciation	9,10	70,658	64,638
Social Marketing		728,801	742,725
Services and Outreach		1,412,583	717,377
Policy and Science		127,927	164,924
Personnel	7	3,342,933	2,649,944
National Support Services		194,597	144,890
Travel	7	139,956	83,963
<b>Total Expense</b>		<b><u>7,512,942</u></b>	<b><u>6,107,690</u></b>
<b>Total surplus for the year</b>		<b><u>370,825</u></b>	<b><u>689,144</u></b>
<b>Other Comprehensive Revenue &amp; Expense</b>		<b>-</b>	<b>-</b>
<b>Total comprehensive revenue and expense for the year</b>		<b><u>370,825</u></b>	<b><u>689,144</u></b>

These financial statements should be read in conjunction with the notes to the financial statements.

## Statement of Changes in Net Assets/Equity

*Burnett Foundation Aotearoa for year ended 30 June 2024*

	<i>Notes</i>	<b>2024</b>	<b>2023</b>
		<b>\$</b>	<b>\$</b>
<b>Accumulated comprehensive revenue and expense</b>			
Opening balance at start of year 01 July		4,084,764	3,395,620
Net surplus / (deficit) for the year		370,825	689,144
<b>Total comprehensive revenue and expense</b>		<b>370,825</b>	<b>689,144</b>
<b>Total closing equity at the end of year 30 June</b>		<b>4,455,588</b>	<b>4,084,764</b>

*These financial statements should be read in conjunction with the notes to the financial statements.*

## Statement of Financial Position

Burnett Foundation Aotearoa as at 30 June 2024

	Notes	2024	2023
		\$	\$
<b>Current Assets</b>			
Cash and cash equivalents	8	3,751,382	2,777,340
Receivables from exchange transactions		29,286	79,785
Receivables from non-exchange transactions		55,111	56,160
Prepayments		71,679	39,206
GST Receivable		102,740	61,807
		<u>4,010,197</u>	<u>3,014,298</u>
<b>Non-Current Assets</b>			
Property, Plant & Equipment	10	2,332,854	2,323,193
Intangible Assets	9	906	1,754
		<u>2,333,760</u>	<u>2,324,947</u>
		<u><b>6,343,957</b></u>	<u><b>5,339,246</b></u>
<b>Total Assets</b>			
<b>Current Liabilities</b>			
Trade and other creditors from exchange transactions		580,766	342,620
Employee benefits		135,641	110,474
Accrued Expenditure		126,570	103,945
Income in Advance	11	1,045,392	697,443
		<u>1,888,369</u>	<u>1,254,482</u>
		<u><b>1,888,369</b></u>	<u><b>1,254,482</b></u>
<b>Net Assets</b>			
		<u><b>4,455,588</b></u>	<u><b>4,084,764</b></u>
<b>Equity</b>			
Accumulated comprehensive revenue and expense		4,455,588	4,084,764
		<u>4,455,588</u>	<u>4,084,764</u>
<b>Total</b>		<u><b>4,455,588</b></u>	<u><b>4,084,764</b></u>

These financial statements should be read in conjunction with the notes to the financial statements.

## Statement of Cash Flows

Burnett Foundation Aotearoa for year ended 30 June 2024

	Notes	2024	2023
		\$	\$
<b>Cash flows from operating activities</b>			
<i>Receipts</i>			
Te Whatu Ora Health NZ		6,069,726	5,355,239
Fundraising Events		1,170,881	912,804
Donations & Grants		711,825	675,378
Interest received		94,981	37,113
Other Income		129,387	211,146
Net GST Received/(Paid)		(40,933)	4,607
		<b>8,135,867</b>	<b>7,196,287</b>
<i>Payments</i>			
Suppliers		3,736,588	3,267,404
Employees		3,316,100	2,629,291
Interest paid		9,533	10,400
		<b>7,062,221</b>	<b>5,907,095</b>
<b>Net cash inflow from operating activities</b>		<b>1,073,646</b>	<b>1,289,192</b>
<b>Cash flows from investing activities</b>			
<i>Payments</i>			
Purchase of property, plant and equipment		99,605	66,208
		<b>99,605</b>	<b>66,208</b>
<b>Net cash (outflow) from investing activities</b>		<b>(99,605)</b>	<b>(66,208)</b>
Net increase in cash and cash equivalents		974,041	1,222,984
Cash and cash equivalents at 01 July		2,777,340	1,554,357
<b>Cash and cash equivalents at 30 June</b>	8	<b>3,751,382</b>	<b>2,777,340</b>

These financial statements should be read in conjunction with the notes to the financial statements.

# Notes to the Financial Statements

Burnett Foundation Aotearoa  
for year ended 30 June 2024

## 1. Reporting entity

The reporting entity is Burnett Foundation Aotearoa (“Burnett Foundation”) formerly New Zealand AIDS Foundation. Burnett Foundation is domiciled in New Zealand and is a charitable entity registered under the Charitable Trusts Act 1957 and Charities Act 2005. DIA Charities Services registration number: CC22230.

These financial statements and the accompanying notes summarise the financial results of activities carried out by Burnett Foundation. The purpose of Burnett Foundation Aotearoa during the reporting period is to prevent the transmission of HIV and STIs and promote the physical and mental wellbeing of people living with or affected by HIV.

These financial statements have been approved by the Board Finance and Risk Committee and approved for issue by the Trust Board on the date indicated on page 22.

## 2. Statement of compliance

The financial statements have been prepared in accordance with New Zealand Generally Accepted Accounting Practice (“NZ GAAP”). They comply with Public Benefit Entity International Public Sector Accounting Standards (“PBE IPSAS”) and other applicable Financial Reporting Standards, as appropriate that have been authorised for use by the External Reporting Board for Not-For-Profit entities. The Burnett Foundation is a public benefit not-for-profit entity and is eligible to apply Tier 2 Not-For-Profit PBE IPSAS on the basis that it does not have public accountability and it is not defined as large.

The Board has elected to report in accordance with Tier 2 Not-For-Profit PBE Accounting Standards and in doing so has taken advantage of all applicable Reduced Disclosure Regime (“RDR”) disclosure concessions.

## 3. Changes in accounting policy

There have been no changes in accounting policies. Policies have been applied on a consistent basis with those of the previous reporting period

## 4. Significant accounting policies

The significant accounting policies used in the preparation of these financial statements as set out below have been applied consistently to both years presented in these financial statements.

### 4.1 Basis of measurement

These financial statements have been prepared on the basis of historical cost.

### 4.2 Functional and presentational currency

The financial statements are presented in New Zealand dollars (\$), which is Burnett Foundation’s functional currency. All financial information presented in New Zealand dollars has been rounded to the nearest dollar.

### 4.3 Revenue

Revenue is recognised when the amount of revenue can be measured reliably, and it is probable that economic benefits will flow to Burnett Foundation and measured at the fair value of consideration received or receivable.

The following specific recognition criteria in relation to Burnett Foundation’s revenue streams must be met before revenue is recognised.

#### Revenue from exchange transactions

##### *Fundraising Events*

Fundraising Events revenue is recognised as it is earned when goods or services are provided.

##### *Other revenue*

Other revenue is recognised as it is earned including rental revenue and other one-off exchange contracts other than Te Whatu Ora Health NZ.

##### *Interest revenue*

Interest revenue is recognised as it accrues using the effective interest method.

#### Revenue from non-exchange transactions

Non-exchange revenue transactions are those where Burnett Foundation receives an inflow of resources (i.e. cash and other tangible or intangible items) but does not provide any, or nominal direct consideration in return.

##### *Te Whatu Ora Health NZ Funding*

Funding received from Te Whatu Ora Health NZ has been identified as non-exchange revenue as the services provided by Burnett Foundation are to third parties, under the funding terms.

##### *Grants Revenue*

Grants revenue includes grants given by other charitable organisations, philanthropic organisations and businesses. Where there are unfulfilled conditions attached to the grant and only where there are use or return clauses, the amount relating to the unfulfilled condition is recognised as a liability and released to revenue as the conditions are fulfilled.

##### *Fundraising Events*

Burnett Foundation’s fundraising activities involve Big Gay Out and Sweat with Pride plus smaller peer to peer activities. Fundraising non-exchange revenue is recognised at the point at which revenue is received.

##### *Donations*

Donations are recognised as revenue upon receipt and include donations from the general public, donations received for specific programmes or services and donated goods in-kind. Donations in-kind include donations received for consumables and are recognised as both revenue and an expense when the goods are received. Donations in-kind are measured at their fair value as at the date of receipt, ascertained by reference

#### 4 Significant accounting policies continued

to the expected cost that would be otherwise incurred by Burnett Foundation.

##### *Bequests*

Bequests are recognised as revenue upon receipt, unless the will requires performance of certain conditions and there are use or return clauses. If the conditions of the will require performance of certain conditions, which cannot be met then the bequest is returned to the estate of the deceased. Where there is an unspent amount from conditioned bequest revenue relating to the specific purpose to the bequest, the remaining revenue is recorded as income in advance until such time as the conditions are met.

##### *Pharmac*

Pharmac revenue for donated goods in-kind is recognised on receipt.

##### *Other revenue*

Other non-exchange revenue is recognised as it is earned.

#### 4.4 Financial instruments

##### **Recognition and initial measurement**

Trade receivables are initially recognised when they are originated. All other financial assets and financial liabilities are initially recognised when Burnett Foundation becomes a party to the contractual provisions of the instrument.

A financial asset or financial liability is initially measured at fair value plus, for an item not at fair value through surplus or deficit (FVTSD), transaction costs that are directly attributable to its acquisition or issue.

Burnett Foundation derecognises a financial asset when the contractual rights to the cash flows from the financial asset expire, or it transfers the rights to receive the contractual cash flows in a transaction in which substantially all of the risks and rewards of ownership of the financial asset are transferred or in which Burnett Foundation neither transfers nor retains substantially all of the risks and rewards of ownership and it does not retain control of the financial asset

##### **Classification and subsequent measurement**

##### *Financial Assets*

On initial recognition, a financial asset is classified as measured at: amortised cost or Fair value through other comprehensive revenue and expense (FVOCRE) – debt investment and equity investment.

A financial asset is measured at amortised cost if it meets both of the following conditions and is not designated as at FVOCRE:

- It is held within a management model whose objective is to hold assets to collect contractual cash flows; and

- Its contractual terms give rise on specified dates to cash flows that are solely payments of principal and interest on the principal amount outstanding.

##### *Financial assets at amortised cost*

All of Burnett Foundation's financial assets, being cash and cash equivalents and receivables, are measured at amortised cost.

These assets are subsequently measured at amortised cost using the effective interest method. The amortised cost is reduced by impairment losses. Interest income, foreign exchange gains and losses and impairment are recognised in surplus or deficit. Any gain or loss on derecognition is recognised in surplus or deficit.

##### *Financial liabilities – Classification, subsequent measurement and gains and losses*

Financial liabilities are classified as measured at amortised cost using the effective interest method. Interest expense and foreign exchange gains and losses are recognised in surplus or deficit. Any gain or loss on derecognition is also recognised in surplus or deficit.

##### **Impairment of non-derivative financial assets**

Burnett Foundation recognises loss allowances for expected credit losses (ECLs) on financial assets measured at amortised cost.

Burnett Foundation measures loss allowances at an amount equal to lifetime ECLs, except for the following, which are measured at 12-month ECLs:

- Bank balances for which credit risk (i.e., the risk of default occurring over the expected life of the financial instrument) has not increased significantly since initial recognition.

Loss allowances for financial assets measured at amortised cost are deducted from the gross carrying amount of the assets.

The gross carrying amount of a financial asset is written off when Burnett Foundation has no reasonable expectations of recovering a financial asset in its entirety or a portion thereof.

##### *Cash and cash equivalents*

Cash and cash equivalents includes cash in hand, deposits held at call with banks and other short-term highly liquid investments with original maturities of three months or less that are readily convertible to known amounts of cash and which are subject to an insignificant risk of changes in value.

##### *Trade and other payables*

These amounts represent unsecured liabilities for goods and services provided to Burnett Foundation prior to the end of the financial year which are unpaid. Trade and other payables are recognised initially at fair value and subsequently measured at amortised cost using the effective interest method. As trade and other payables are usually paid within 30 days, they are carried at face value.

#### 4. Significant accounting policies continued

##### 4.5 Property, plant and equipment

Items of property, plant and equipment are measured at cost less accumulated depreciation and impairment losses. Cost includes expenditure that is directly attributed to the acquisition of the asset. Where an asset is acquired through a non-exchange transaction, its cost is measured at its fair value as at the date of acquisition.

Depreciation is charged on a diminishing value basis over the useful life of the asset. Depreciation is charged at rates calculated to allocate the cost or valuation of the asset less any estimated residual value over its remaining useful life.

Assets are depreciated as follows:

Office Furniture	11 – 26% DV
Office Equipment	10 – 67% DV
Leasehold Alterations	3 – 25% DV
Land and Building	3 – 25% DV

Depreciation methods, useful lives, and residual values are reviewed at reporting date and adjusted if appropriate.

An impairment loss is recognised for the amount by which the asset's carrying amount exceeds its recoverable amount. The recoverable amount is the higher of an asset's fair value less costs to sell and value in use.

##### 4.6 Intangible assets

Intangible assets acquired separately are measured on initial recognition at cost. The cost of intangible assets acquired in a non-exchange transaction is their fair value at the date of the exchange.

Following initial recognition, intangible assets are carried at cost less any accumulated amortisation and accumulated impairment losses.

The useful lives of intangible assets are assessed as either finite or indefinite.

The amortisation expense on intangible assets with finite lives is recognised in surplus or deficit as the expense category that is consistent with the function of the intangible assets.

The amortisation period for Burnett Foundation intangible assets are as follows:

Databases / Software	48 - 50% DV (2023: 48% - 50% DV)
----------------------	-------------------------------------

##### 4.7 Leases

(i) Burnett Foundation as a lessee

Payments on operating lease agreements, where the lessor retains substantially the risk and rewards of ownership of an asset, are recognised as an expense on a straight-line basis over the lease term.

(ii) Burnett Foundation as a lessor

Leases in which Burnett Foundation does not transfer substantially all the risks and benefits of ownership of an asset are classified as operating leases. Initial direct costs incurred in negotiating an operating lease are added to the carrying amount of the leased asset and recognised over the lease term.

Rent received from an operating lease is recognised as income on a straight-line basis over the lease term. Contingent rents are recognised as revenue in the period in which they are earned.

##### 4.8 Employee Benefits

Annual leave and long service leave expected to be settled within 12 months of balance date, are classified as a current liability.

##### Salaries and annual leave

Liabilities for salaries and annual leave are recognised in surplus and deficit during the period in which the employee provided the related services. Liabilities for the associated benefits are measured at the amounts expected to be paid when the liabilities are settled

##### Long Service Leave

Employees of Burnett Foundation become eligible for long service leave after a certain number of years of employment, depending on their contract. The liability for long service leave is recognised and measured as the present value of expected future payments to be made in respect of services provided by employees up to the reporting date using the projected unit credit method.

##### 4.9 Income tax

The Burnett Foundation Aotearoa is registered with Department of Internal Affairs Charities Services as a charitable entity; registration number CC22230. Due to its charitable status, Burnett Foundation is exempt from income tax.

##### 4.10 Goods and services tax (GST)

Revenues, expenses and assets are recognised net of the amount of GST except for receivables and payments, which are stated with the amount of GST included.

The net amount of GST recoverable from, or payable to, the Inland Revenue Department is included as part of receivables or payables in the statement of financial position.

##### 4.11 Statement of cash flows

###### Basis of preparation

The statement of cash flows has been prepared using the direct approach.

###### Cash and cash equivalents

Cash and cash equivalents comprise cash on hand, current bank accounts, short term deposits with maturity periods of 90 days or less, and bank overdraft accounts.



#### 4. Significant accounting policies continued

##### 4.12 Equity

Equity is the community's interest in Burnett Foundation, measured as the difference between total assets and total liabilities. Equity is made up of the following components:

##### Accumulated comprehensive revenue and expense

Accumulated comprehensive revenue and expense is Burnett Foundation's accumulated surplus or deficit since its formation.

#### 5. Significant accounting judgements, estimates and assumptions

The preparation of Burnett Foundation's financial statements requires the Board and Management to make judgements, estimates and assumptions that affect the reported amounts of revenues, expenses, assets and liabilities, and the accompanying disclosures, and the disclosure of contingent liabilities. Uncertainty about these assumptions and estimates could result in outcomes that require a material adjustment to the carrying amount of assets or liabilities affected in future periods. Estimates and underlying assumptions are reviewed on an ongoing basis.

##### 5.1 Judgements

Judgements made in applying Burnett Foundation's accounting policies that have had the most significant effects on the amounts recognised in the financial statements include the following:

- Revenue recognition - Grants – non-exchange revenue (conditions vs restrictions)

Non exchange grant revenue is recognised immediately in the surplus unless there is a return clause associated with the performance of certain obligations. Exchange grant revenue by its nature would be recognised once the goods or services or equal value have been delivered.

Burnett Foundation must exercise judgement when recognising grant revenue to determine if conditions of the grant contract have been satisfied. This judgement will be based on the facts and circumstances that are evident for each grant contract.

##### 5.2 Estimates and assumptions

The key assumptions concerning the future and other key sources of estimation uncertainty at the reporting date that have a significant risk of causing a material adjustment to the carrying amounts of assets and liabilities within the next financial year, are described below. Burnett Foundation based its assumptions and estimates on parameters available when the financial statements were prepared. Existing circumstances and assumptions about future developments, however, may change due to market changes or circumstances arising beyond the control of Burnett Foundation. Such changes are reflected in the assumptions when they occur.

##### Useful lives and residual values

The useful lives and residual values of assets are assessed using the following indicators:

- The condition of the asset;
- The nature of the asset, its susceptibility and adaptability to changes in technology and processes;
- The nature of the processes in which the asset is deployed; and
- Change in the market in relation to the asset.

The estimated useful lives of the asset classes held by Burnett Foundation are listed in Note 4.5 (property, plant and equipment) and 4.6 (Intangible Assets).

## 6. Components of net surplus

The following specific expenses are part of the total expenditure resulting in the net surplus:

	<b>2024</b>	<b>2023</b>
	<b>\$</b>	<b>\$</b>
Depreciation	70,658	64,638
Employee Costs	3,342,933	2,649,944
Loss / (gain) on disposal of assets	20,134	6,267

## 7. Programme shared costs

	<b>Office Resourcing</b>	<b>Personnel</b>	<b>Travel</b>
<b>2024</b>	<b>\$</b>	<b>\$</b>	<b>\$</b>
Social Marketing	61,353	523,441	11,493
Services & Outreach	146,391	1,022,981	60,826
Communications, Fundraising and Policy & Science	96,361	943,835	15,080
National Support Services	52,121	852,676	52,557
	<b>356,226</b>	<b>3,342,933</b>	<b>139,956</b>
<b>2023</b>			
Social Marketing	55,311	470,477	9,003
Services & Outreach	148,225	995,027	50,929
Communications, Fundraising and Policy & Science	90,845	675,044	11,061
National Support Services	49,087	509,396	12,970
	<b>343,468</b>	<b>2,649,944</b>	<b>83,963</b>

## 8. Cash and cash equivalents

Cash and cash equivalents include the following components:

	<b>2024</b>	<b>2023</b>
	<b>\$</b>	<b>\$</b>
Cash at bank	3,751,382	2,777,340
<b>Total cash and cash equivalents</b>	<b>3,751,382</b>	<b>2,777,340</b>

No restrictions on cash held.

## 9. Intangible Assets

	<b>2024</b>	<b>2023</b>
	<b>\$</b>	<b>\$</b>
Cost	51,320	51,320
Accumulated depreciation	(50,414)	(49,566)
Net book value	<b>906</b>	<b>1,754</b>

Intangible assets comprise the Fundraising and Services & Outreach and payroll online Databases.

Reconciliation of the carrying amount at the beginning and end of the period:

	<b>2024</b>	<b>2023</b>
	<b>\$</b>	<b>\$</b>
Opening balance	1,754	3,397
Additions	-	-
Disposals	-	-
Accumulated Depreciation on Disposals	-	-
Depreciation	(848)	(1,643)
Work in progress	-	-
Closing balance	<b>906</b>	<b>1,754</b>

## 10. Property, plant and equipment

	Office Furniture	Office Equipment	Leasehold Alterations	Land	Building	Total
<b>2024</b>	<b>\$</b>	<b>\$</b>	<b>\$</b>	<b>\$</b>	<b>\$</b>	<b>\$</b>
Cost	70,511	138,562	50,781	1,525,327	1,209,984	2,995,165
Accumulated depreciation	45,576	97,000	10,268	-	509,467	662,311
Net book value	24,935	41,562	40,513	1,525,327	700,517	<b>2,332,854</b>
<b>2023</b>						
Cost	68,176	116,533	65,206	1,525,327	1,156,749	2,931,991
Accumulated depreciation	41,911	74,551	18,861	-	473,476	608,799
Net book value	26,265	41,982	46,345	1,525,327	683,273	<b>2,323,192</b>

Reconciliation of the carrying amount at the beginning and end of the period:

	Office Furniture	Office Equipment	Leasehold Alterations	Land	Building	Total
<b>2024</b>	<b>\$</b>	<b>\$</b>	<b>\$</b>	<b>\$</b>	<b>\$</b>	<b>\$</b>
Opening balance	26,265	41,982	46,345	1,525,327	683,273	2,323,192
Additions	2,339	25,348	18,683	-	53,235	99,606
Disposals	-	(3,327)	(33,109)	-	-	(36,436)
Accumulated Depreciation on Disposals	-	2,930	13,372	-	-	16,302
Depreciation	(3,670)	(25,371)	(4,778)	-	(35,991)	(69,810)
	24,935	41,562	40,513	1,525,327	700,517	<b>2,332,854</b>

The property situated at 31-35 Hargreaves Street, St Marys Bay in Auckland was valued at \$4.86 million as per the valuation report prepared by Opteon New Zealand Limited dated 21 June 2023.

## 11. Income in Advance - Operational Grants / Partnerships / Other Funding

	2023	2022
	\$	\$
Grants	-	15,000
Partnerships	26,159	-
Other Funding	1,019,233	682,443
Net book value	<b>1,045,392</b>	<b>697,443</b>

Grants are received from various sources to be used for the benefit to fund specific projects.

Projects still in progress at balance date are recorded as Income in Advance, to the extent there is an unfulfilled specified use or return obligation.

Major donors are where money has been donated by an individual for a specific purpose and has not been spent at the year end.

Other funding are other funded projects, and where Te Whatu Ora Health NZ contract has a specific amount for a specific service or function and such activity has not occurred prior to year-end.

## 12. Borrowings

A Flexible Credit Facility from the ANZ Bank New Zealand Ltd of \$800,000 was supported by a registered first ranking mortgage over 31-35 Hargreaves Street, St Marys Bay, Auckland by Burnett Foundation and this facility expired 28 June 2024.

### *Financial Covenants*

For the year ended 30 June 2024 all covenants imposed on Burnett Foundation by ANZ Bank New Zealand Limited were met.

## 13. Reserves

There have been no reserves established for the current or prior year.

## 14. Related Parties

### *Related Parties*

There have been no transactions between the Trust Board members and Burnett Foundation.

### *Key Management Personnel*

Key management personnel, as defined by PBE IPSAS 20 Related Party Disclosures, are the Trust Board together with the Chief Executive Officer, Head of Shared Services, Head of Services and Outreach, Head of Marketing, Communications and Fundraising, Pou Whakahere Māori and Head of Policy and Science. The aggregate remuneration of key management personnel and the number of individuals, determined on a full-time equivalent basis is as follows;

	Number of FTEs	Number of FTEs	2024	2023
<b>Category</b>	<b>2024</b>	<b>2023</b>	<b>\$</b>	<b>\$</b>
Trust Board	7	7	-	-
Senior Management	6.6	4.25	863,994	594,359
			<b>863,994</b>	<b>594,359</b>

There have been no other material related party transactions during the year.

## 15. Operating Leases

### *Operating Leases as lessee*

Burnett Foundation has entered into commercial leases on premises and equipment. These leases have an average life of between one and five years, with no renewal option included in the contracts. There are no restrictions placed upon Burnett Foundation by entering into these leases.

Future minimum rentals payable under non-cancellable operating leases as at 30 June 2024 and 30 June 2023 are as follows;

	<b>2024</b>	<b>2023</b>
	<b>\$</b>	<b>\$</b>
Less than one year	103,523	104,100
Between one and five years	92,970	61,083
Total non-cancellable operating lease payments	<b>196,493</b>	<b>165,183</b>

As at the reporting date, the following lease payments have been recognised as an expense;

	<b>2024</b>	<b>2023</b>
	<b>\$</b>	<b>\$</b>
Premises - Rental	97,211	96,387
IT Contract & Online database subscriptions	39,509	63,792
Photocopiers	10,584	9,725
Mobile phones	22,305	17,336
	<b>169,609</b>	<b>187,240</b>

## 16. Categories of financial assets and liabilities

The carrying amounts of financial instruments presented in the statement of financial position relate to the following categories of assets and liabilities:

	<b>2024</b>	<b>2023</b>
<b>Loans and receivables at amortised cost:</b>	<b>\$</b>	<b>\$</b>
Cash and cash equivalents	3,751,382	2,777,340
Receivables from exchange transactions	29,286	79,785
Receivables from non-exchange transactions	55,111	56,160
	<b>3,835,778</b>	<b>2,913,285</b>
<b>Financial Liabilities at amortised cost</b>		
Trade and other creditors	580,766	342,620
Accrued Expenditure	126,570	103,945
	<b>707,336</b>	<b>446,565</b>

**17. Capital commitments**

At reporting date, Burnett Foundation's capital commitments are \$Nil (2023: \$Nil)

**18. Contingent assets and liabilities**

There are no contingent assets or liabilities at reporting date (2023: \$Nil). Burnett Foundation has not granted any securities in respect of liabilities payable by any other party.

**19. Events after the reporting date / going concern**

There were no events after reporting date requiring adjustment or to disclosure in the financial statements.

After consideration of Burnett Foundation's financial position at the date of authorising these financial statements, the Trustees are satisfied that Burnett Foundation will be able to meet its financial obligations for the foreseeable future. Hence, the preparation of the financial statements using the going concern assumption remains appropriate.

## Independent Auditor's Report

### To the trustees of Burnett Foundation Aotearoa

RSM Hayes Audit

Level 13, 125 Queen Street,  
Auckland CBD, Auckland 1010

T +64 (9) 367 1656

[www.rsmnz.co.nz](http://www.rsmnz.co.nz)

### Opinion

We have audited the general purpose financial report (hereinafter referred to as 'financial report') of Burnett Foundation Aotearoa ("Foundation") which comprises the financial statements on pages 23 to 38 and the statement of service performance on pages 13 to 19. The complete set of financial statements comprises the statement of financial position as at 30 June 2024, the statement of comprehensive revenue and expense, statement of changes in net assets/equity, statement of cash flows for the year then ended, and notes to the financial statements, including a summary of significant accounting policies.

In our opinion the accompanying financial report presents fairly, in all material respects,:

- the financial position of the Foundation as at 30 June 2024, and its financial performance, and its cash flows for the year then ended; and
- the service performance for the year ended 30 June 2024 in accordance with the entity's service performance criteria

in accordance with Public Benefit Entity Standards Reduced Disclosure Regime issued by the New Zealand Accounting Standards Board.

### Basis for opinion

We conducted our audit of the financial statements in accordance with International Standards on Auditing (New Zealand) (ISAs (NZ)) and the audit of the statement of service performance in accordance with the ISAs (NZ) and New Zealand Auditing Standard (NZ AS) 1 *The Audit of Service Performance Information*. Our responsibilities under those standards are further described in the *Auditor's responsibilities for the audit of the financial report* section of our report.

We are independent of the Foundation in accordance with Professional and Ethical Standard 1 *International Code of Ethics for Assurance Practitioners (including International Independence Standards) (New Zealand)* issued by the New Zealand Auditing and Assurance Standards Board, and we have fulfilled our other ethical responsibilities in accordance with these requirements. We believe that the audit evidence we have obtained is sufficient and appropriate to provide a basis for our opinion.

Other than in our capacity as auditor we have no relationship with, or interests in, the Foundation

### Other information

The Trustees are responsible for the other information on pages 1 to 12, and pages 20 to 22 (but does not include the financial report and our auditor's report thereon), which we obtained prior to the date of this auditor's report. Our opinion on the financial report does not cover the other information and we do not express any form of audit opinion or assurance conclusion thereon.



In connection with our audit of the financial report, our responsibility is to read the other information identified above and, in doing so, consider whether the other information is materially inconsistent with the financial report, or our knowledge obtained in the audit, or otherwise appears to be materially misstated. If, based on the work we have performed on the other information that we obtained prior to the date of this auditor's report, we conclude that there is a material misstatement of this other information, we are required to report that fact. We have nothing to report in this regard.

## Responsibilities of the trustees for the financial report

The trustees are responsible, on behalf of Burnett Foundation Aotearoa, for:

- (a) the preparation and fair presentation of the financial statements and statement of service performance in accordance with Public Benefit Entity Standards Reduced Disclosure Regime issued by the New Zealand Accounting Standards Board;
- (b) service performance criteria that are suitable in order to prepare the statement of service performance in accordance with Public Benefit Entity Standards Reduced Disclosure Regime; and
- (c) such internal control as the trustees determine is necessary to enable the preparation of financial statements and statement of service performance that are free from material misstatement, whether due to fraud or error.

In preparing the financial report, the trustees are responsible for assessing the Foundation's ability to continue as a going concern, disclosing, as applicable, matters related to going concern and using the going concern basis of accounting unless the trustees either intend to liquidate the Foundation or to cease operations, or have no realistic alternative but to do so.

## Auditor's responsibilities for the audit of the financial report

Our objectives are to obtain reasonable assurance about whether the financial statements as a whole, and the statement of service performance, are free from material misstatement, whether due to fraud or error, and to issue an auditor's report that includes our opinion. Reasonable assurance is a high level of assurance but is not a guarantee that an audit conducted in accordance with ISAs (NZ) and NZ AS 1 will always detect a material misstatement when it exists. Misstatements can arise from fraud or error and are considered material if, individually or in the aggregate or collectively, they could reasonably be expected to influence the decisions of users taken on the basis of this financial report.

A further description of the auditor's responsibilities for the audit of the financial report is located at the XRB's website at:

<https://www.xrb.govt.nz/assurance-standards/auditors-responsibilities/audit-report-14/>

## Who we report to

This report is made solely to trustees, as a body. Our audit work has been undertaken so that we might state to the trustees those matters we are required to state to them in an auditor's report and for no other purpose. To the fullest extent permitted by law, we do not accept or assume responsibility to anyone other than Burnett Foundation Aotearoa and its trustees as a body, for our audit work, for this report, or for the opinions we have formed.

